


## Procedure to set ALT (Left) + F as Terminator


A) Define a Special Key 1 corresponding to ALT (Left) + F following those steps:

### Step 1. Define Special Key 1

Enter configuration




Define Special Key 1




### Step 2. Read key mode

Single key




### Step 3. Read three characters values corresponding to 'f' .


8



2



B




#### NOTE:

Check the 'f' value, for the keyboard used, from the table at pag.145 on the Gryphon Dx30 Mx30 Reference manual. In this case, its corresponding value is 02B, for all keyboards, but to obtain the combination with ALT Left occurs to add 8 to the first digit. The value to use is 82B.

Using the character PGUP its value is 27D that to obtain the combination with ALT Left becomes A7D.


**Step 4. Exit**

Exit & Save




**B) Configure Special Key 1 as Terminator.**


Enter configuration



One terminator



Special Key 1



Exit & Save

